



Summary Feedback

ST1 – ST4 Teaching Programme 2026

FRCR 2B Viva Session 152 - DKT Masterclass

(4th June 2026)

Delivered By:

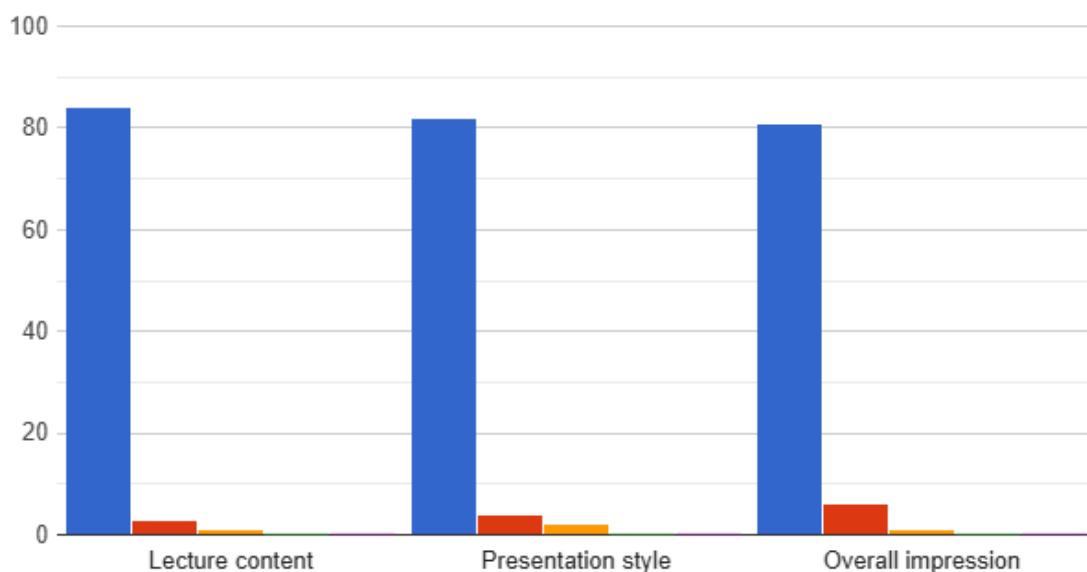
(Shuaib Siddiqui)

Summary Points:

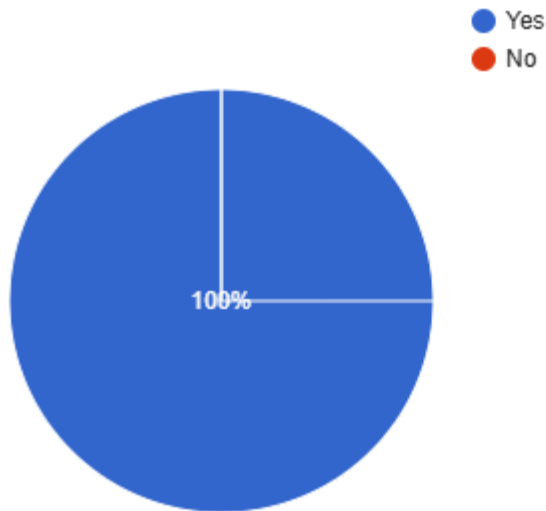
- ST1-ST4 teaching programme 2026 – FRCR 2B Practice Viva Session 152: 2 hours teaching time
- Total Attendees: 303 from 32 Countries (Australia, Austria, Bahrain, Bangladesh, Egypt, Ethiopia, Ghana, Hong Kong, India, Indonesia, Iraq, Jordan, Kenya, Korea, Republic of, Libya, Malaysia, Myanmar, Namibia, Nigeria, Oman, Pakistan, Qatar, Saudi Arabia, South Africa, Sri Lanka, Sudan, Türkiye, UAE, UK, Uganda, Yemen, Zimbabwe).
- Total feedback received from 88 participants

Please rate the following aspects of the session

Excellent Very good Good Satisfactory Poor



Did you find it useful
88 responses

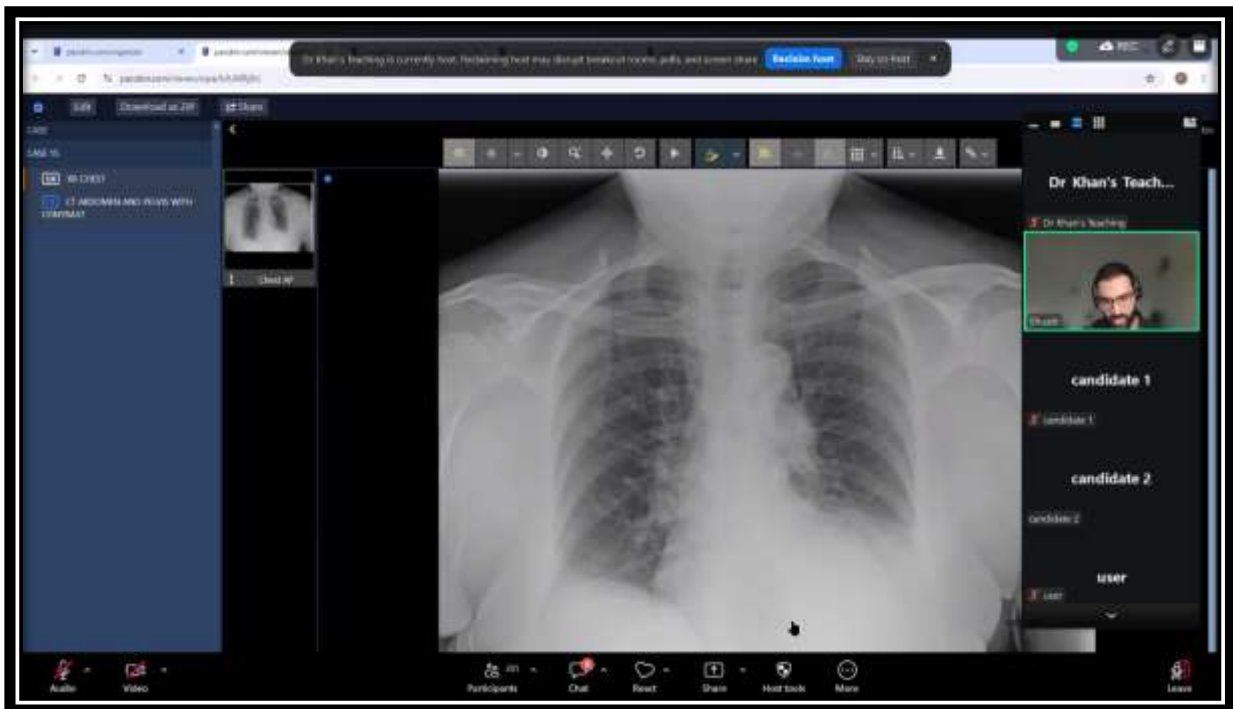
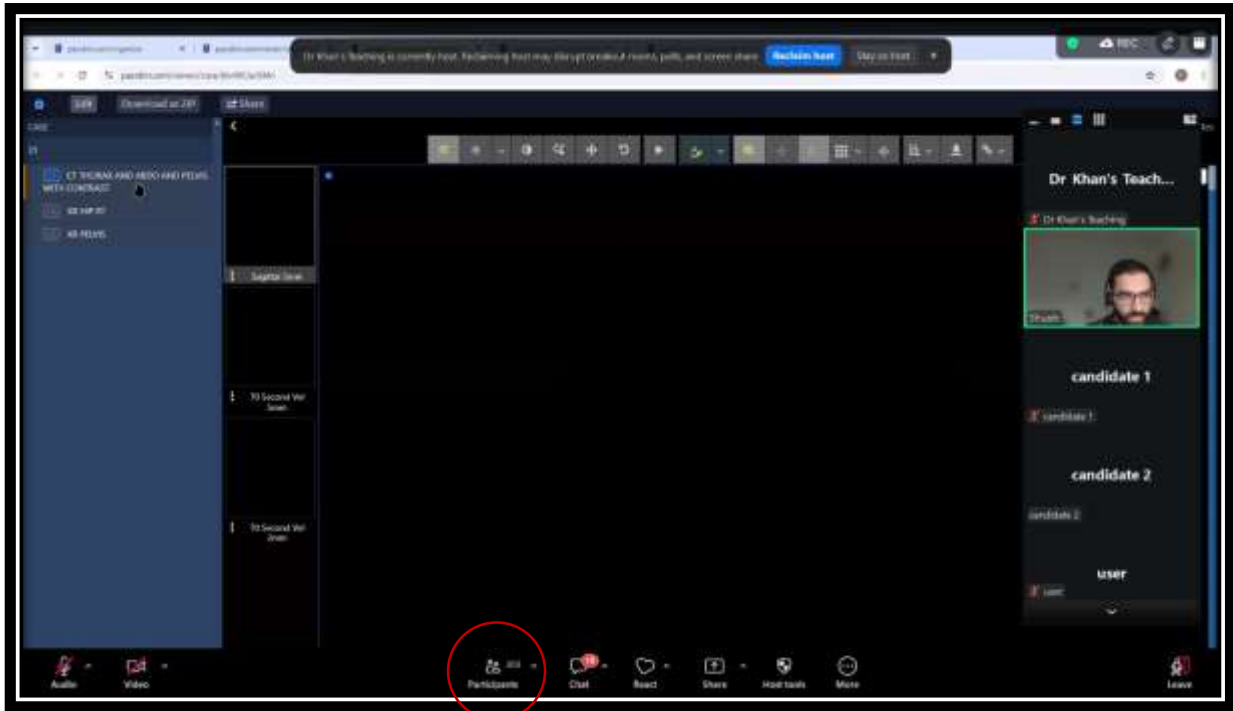


Testimonials

- The lecture was very valuable. Dr. Shuaib was excellent in his presentation. There were many interesting and tricky cases, with a variety of cases from different systems including chest, abdomen and MSK. The differential diagnosis of the cases was excellent. I would like to thank Dr. Khan again for organizing this type of sessions and hosting expert radiologists to present the latest advancements in radiology (Jordan).
- Dr. Shuaib was superb as viva examiner. His case selection was spot on according to exam standards. He was encouraging and guiding candidates during the session. Would love to attend more such sessions. Thank you DKT! (Pakistan).
- Great way of leading the viva, sharp, to the point, most relevant information provided, perfect summary and teaching points given at the end of each viva (UK).
- Great session, very helpful indeed, many thanks to the great teacher and DKT team (Egypt).
- Excellent cases, great feedback and great teaching points. Very useful for exam prep (UK).
- Useful case discussion (Myanmar).
- Every part of the session was useful (Türkiye).
- 11/10! Thank you for fantastic session! (UK).
- Very good and insightful, looking forward to more sessions (South Africa).
- The case mix was excellent and a great reflection of what would be expected in the exam (UK).
- The variety of cases was useful (Ghana).
- There was a variety of cases from all systems and as always I got to learn a lot, even with simple cases. And the way Dr. Shuaib conducts the session is really admirable. He teaches and also tells you how it would be in the real exam (Pakistan).
- Excellent (Indonesia).
- The cases were useful (Uganda).
- The session was very well organised, informative and engaging (Egypt).

- Cases were of great value with exceptional feedback (India).
- The cases presented were useful (Qatar).
- Excellent session by Dr. Shuaib. The candidates did great as well (Pakistan).
- All aspects were useful (UK).
- It was perfect (UAE).
- The feedback regarding case descriptions was valuable (South Africa).
- Teaching points were useful (Sudan).
- Him dropping hints in between was very useful (Pakistan).
- Excellent cases (Pakistan).
- The cases and discussions were useful (India).
- Wide variety of cases presented (Sri Lanka).
- Touched almost every system and modality! (Pakistan).
- It was good overall (Pakistan).
- The cases were useful (South Africa).
- Knee MRI cases were the most useful (UK).
- Trauma in MSK was useful to learn (Sudan).
- Great as always (Qatar).
- Case selection was useful (UK).
- Nice lecture (UAE).
- Cases are very nice (Sri Lanka).
- Excellent teaching and cases (Pakistan).
- Excellent cases and management (Pakistan).
- Excellent cases (UAE).
- Nice cases (Libya).
- Gastric volvulus was well elaborated (Zimbabwe).
- Excellent (Malaysia).
- Good cases and teaching (UK).
- Very nice, exam-oriented cases and instant feedback (Saudi Arabia).
- Very interesting and helpful (UAE).
- All of it was useful (Sudan).
- Excellent teaching and interesting cases (UAE).
- Excellent session as usual (UAE).
- Excellent content and delivery (UK).
- Excellent. Thank you very much (Egypt).
- Brilliant session (UAE).
- All of it was very useful & valuable (Egypt).
- Lots of thanks, very grateful (Egypt).
- Very informative (Sudan).
- I love the nuclear medicine stuff. Topical. (UK).
- Great cases (UK).
- The basic X-Ray trauma cases and MRI related findings were useful (South Africa).
- Fantastic cases. Really good explanations. Nice teaching style (UK).
- Interesting cases with syndromes (UK).
- Very helpful session. Thank you Dr. Khan for your efforts (Jordan).
- Excellent session with great quality of cases and teaching! (UK).

FRCR 2B Viva Session 152 - DKT Masterclass



=====**XX**=====**XX**=====